



CYBER THREAT INTELLIGENCE REPORT Q3 2014

Blueliv has carried out the following analysis of worldwide cyber threat activity statistics for the third quarter 2014, comparing it with the second one.

Cyber threats detected and analyzed by Blueliv during the third quarter 2014



STOLEN CREDITS CARDS

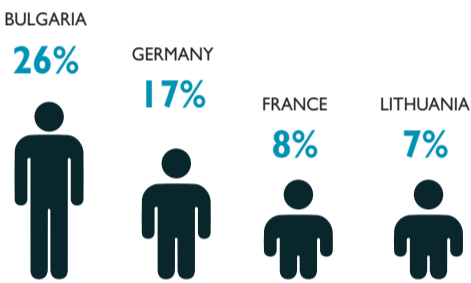


CREDENTIAL THEFTS

The number of credential thefts **has tripled (x 3,3)** in comparison with Q2.

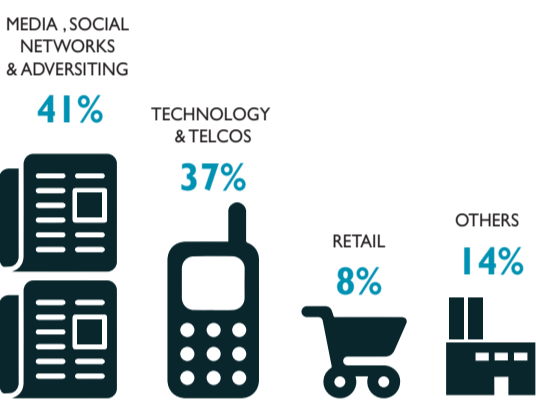
Geolocation

26% of the detected credential thefts have been in **Bulgaria** and **17%** in **Germany**.

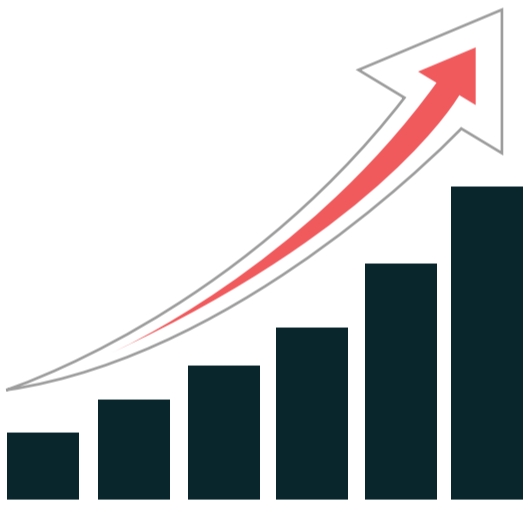


Thefts by industry

The most affected ones have been **Media, Social Networks & Advertising** and **Technology & Telcos**.



C&C CRIME SERVERS



38% of C&C crime servers were located **in the US**.

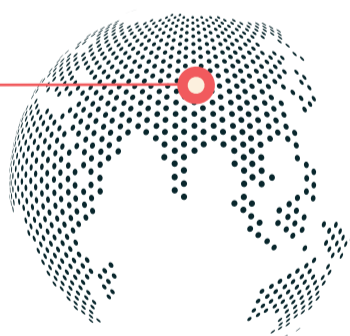
30% in the **European Union**.

The number of C&C crime servers has **rocketed by over 60%** in comparison with Q2.

MALWARE

Geolocation

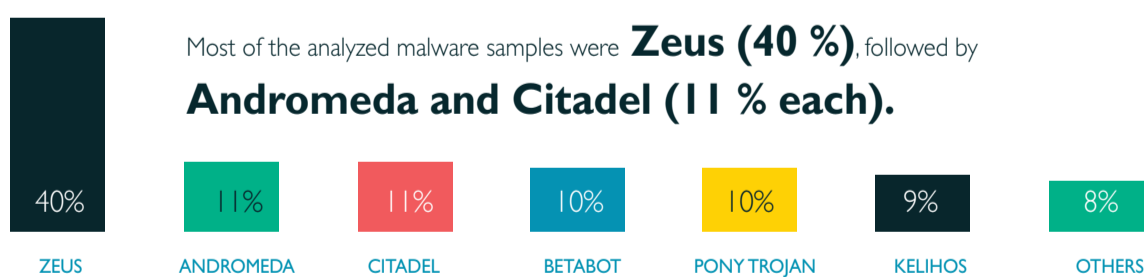
63% of the analyzed malware was based in **China**.



20% in the **US**.

5% in **France**, based on the geolocation of malware crime servers.

Malware types



MALICIOUS URLS

