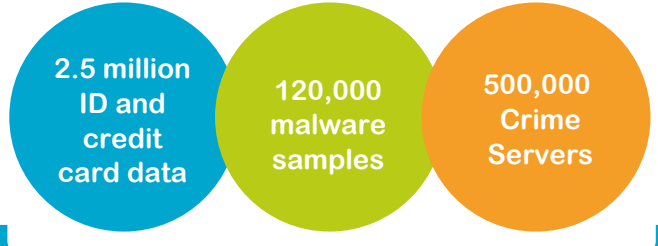


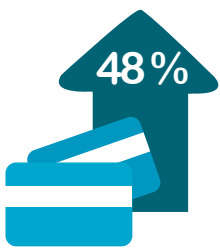
Cyber Threats continue to be one of the main risks faced by organizations since the monetization is practically immediate and the technology to commit Cyber attacks is available to everyone with a little knowledge.



Cyber threats detected and analyzed by Blueliv during the first quarter 2014.

Blueliv has carried out the following analysis of worldwide Cyber Threat activity statistics for the first quarter 2014 comparing it with the last quarter 2013.

Let's see what has happened with credit card information theft



The number of stolen credit card information has increased by **48%**



700%

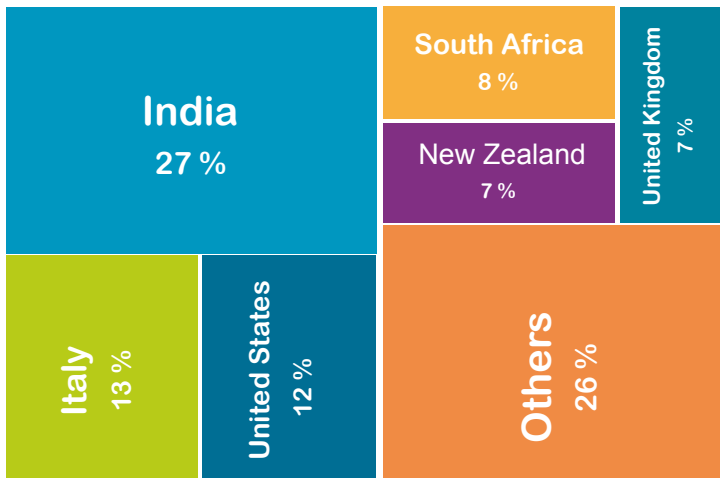
Credit card information theft via Point of Sales infections have increased by **700%**



* Average price between \$1 and \$65
The price of stolen credit card data **HAS DROPPED**

And, what about credential theft?

The number of UserID and Password thefts has increased by **410%**



Where did the infections come from?

MALICIOUS URL GEOLOCALIZATION

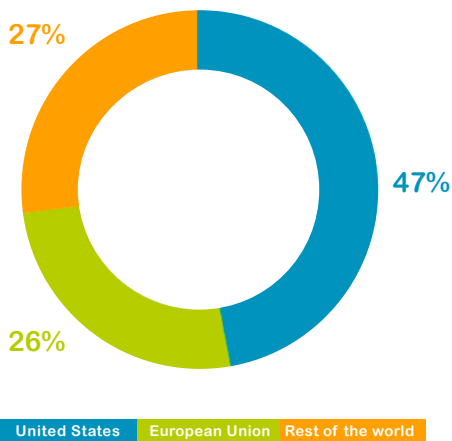
- { **46 %** of malicious URL are located in USA
- { **30 %** of malicious URL are hosted in China.
- { **24 %** of malicious URL are hosted in other countries.

What about Botnets and Malware?

C&C BOTNET ORIGIN

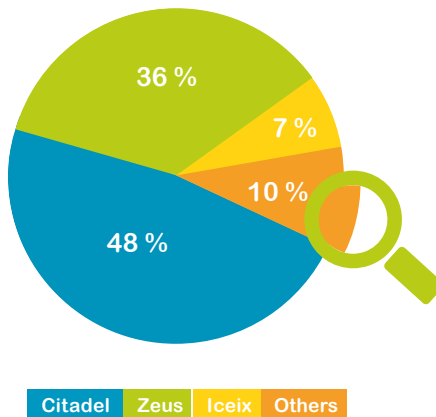


The number of botnets has **SLIGHTLY INCREASED**



MALWARE TYPES

84% of analyzed malware are **Zeus** or **Cidatel**



x 5

The number of malware samples in Point of Sales devices has been **5 times higher**.

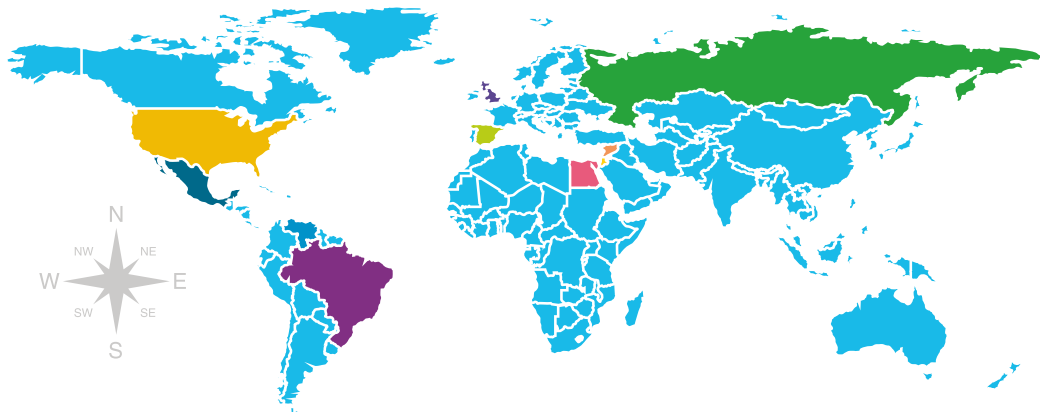


x 3

The number of mobile malware samples has **tripled**.

Finally, what has happened regarding Hacktivism?

TOP 10 COUNTRIES IN HACKTIVISM



Hacktivism has increased by

28%

Venezuela Mexico Spain Syria Arab Republic Israel Egypt Brazil United Kingdom Russia United States

Try Blueliv's limited version online!

<https://trial.blueliv.com/>



@blueliv
info@blueliv.com
www.blueliv.com

© 2014 Leap In Value S.L. All rights reserved.

Blueliv® is a registered trademark of Leap In Value S.L. in the United States and other countries.